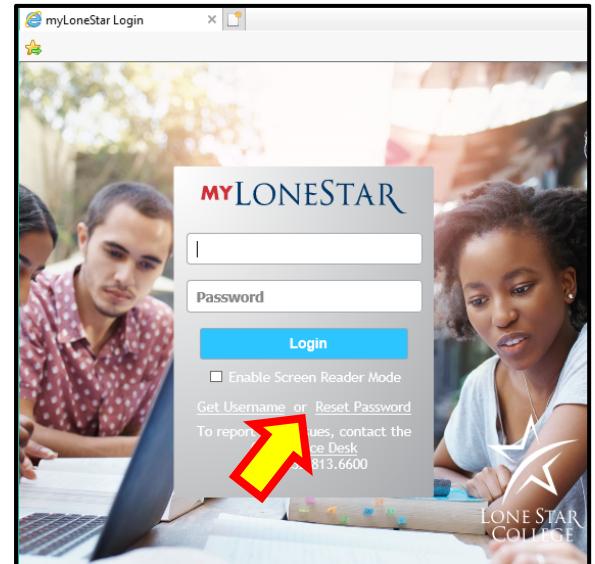


# Payment Online Using My.LoneStar.edu

*\*First you will need to create an application using Apply Texas.*

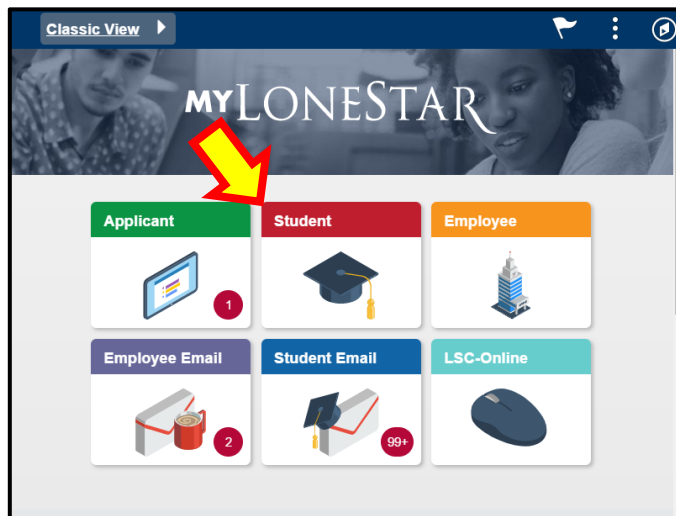
## Logging In

1. Use the LSC ID number provided in the Lone Star College acceptance letter (*sent by mail and email*) to sign in to MyLoneStar.  
**Forgot your password/never signed in before?**
  - a. To gain access to your account, click on “Reset Password” and use your ID number as the username.
  - b. Next you will need to create your security questions and a password.
  - c. Using your ID number as the username and new password you created, sign in to MyLoneStar.

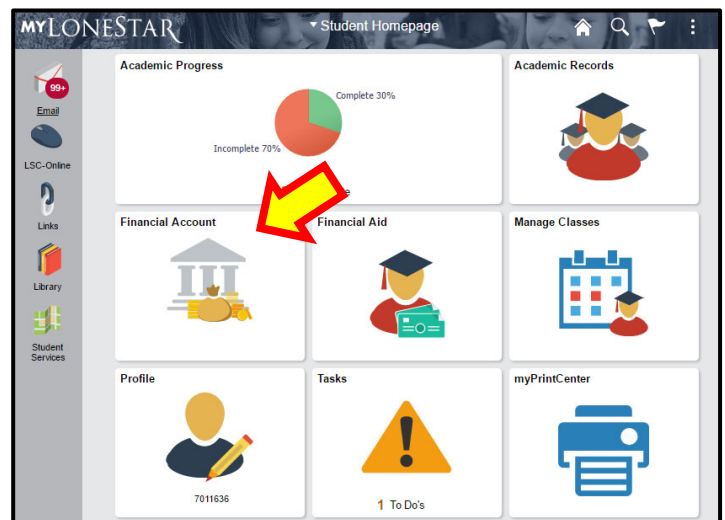


## Making payments Online

Click on “Student”



3. Click on “Financial Account”



4. Click on “Make Payment”

For questions regarding payment, payment plans, reimbursements please refer to the business office.

**Business Office phone:**

936.273.7214

**Business Office website:**

<http://www.lonestar.edu/lsc-business-offices.htm>

